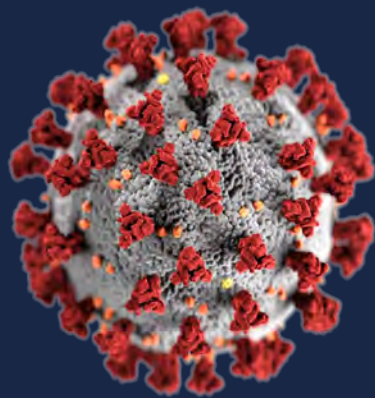




**Paladin
Risk Solutions**



COVID-19

INTELLIGENCE REPORT

Situational Awareness for:
Stakeholders and Decision Makers

18 September 2020

1. TABLE OF CONTENTS

2.	INSIGHT and SITUATIONAL AWARENESS →Click here to access previous featured reports	2
3.	COVID-19 IN CANADA.....	4
3.1.	CANADA NEWS.....	6
4.	COVID-19 IN USA	6
4.1.	USA NEWS	7
5.	GLOBAL COMMON OPERATING PICTURE	7
6.	LAW ENFORCEMENT AND CRIME REPORTING.....	8
7.	TRAVEL.....	8
8.	SOLUTION AND RESPONSE EFFORTS.....	8
9.	MEDICAL INFORMATION	9
10.	INTERNATIONAL DATA	9
11.	ECONOMIC IMPACT.....	9
12.	CYBER NEWS	9
13.	APPENDIX A – Canadian Tracking Information.....	10
14.	APPENDIX B – Phase 1 to 3: Progression on Managing COVID-19 Pandemic.....	11

	Confirmed	Deaths	Recovered	Active
Canada	140,867	9,200	123,073	8,594
USA	6,878,222	202,274	4,156,012	2,519,936
Global	30,408,970	951,487	22,092,534	7,364,949

NOTE: Paladin Risk Solutions is now utilizing Authentic8 to provide multiple layers of protection on the web and prevent exposure of open source intelligence gathering and dark web investigations. Centrally managed in the cloud, this software enables research teams to maximize security, accelerate intelligence gathering and analysis, streamline network operations, and ensure full control and auditability of all research activity. This enhanced security places Paladin Risk Solutions in the top tier of private Intelligence collection. Rest assured that your data and our services are utilizing one of the highest levels of cyber defence available in the private sector.

DISCLAIMER

This report is confidential and is intended to be used solely by the client for whom this report was prepared and to whom it is addressed for information purposes only and for no other purpose, except as may be expressly stated herein. This report may not be copied, reproduced, disseminated, distributed or otherwise made available to any third party, in whole or in part, without the express written consent of Paladin Risk Solutions Inc. which consent may be withheld for any reason. In preparing this report, Paladin Risk Solutions Inc. has used its professional care and diligence and has endeavored to include in this report and to base its analysis upon information that it believes to be relevant to the purposes of this report; however, no representation or warranty, express or implied, is made by Paladin Risk Solutions Inc. as to the accuracy or completeness of the information included in this report.

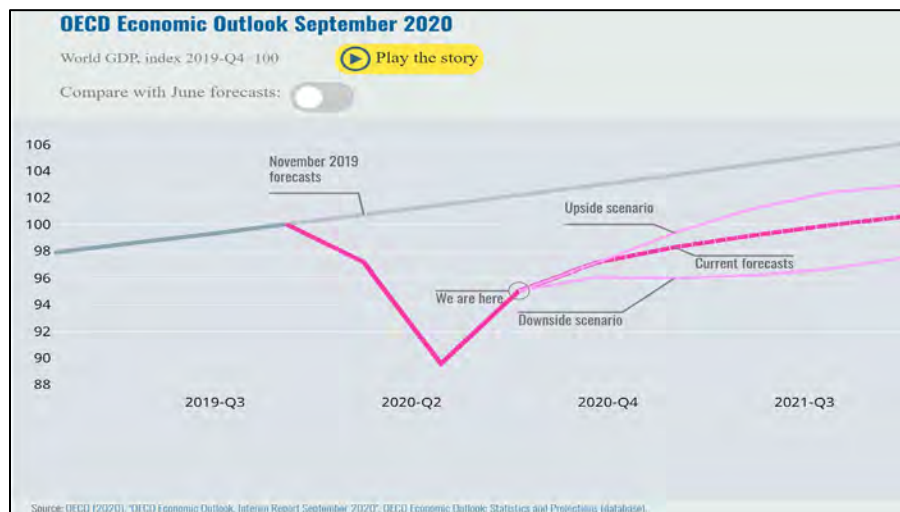
2. INSIGHT and SITUATIONAL AWARENESS

[→Click here to access previous featured reports](#)

Travel. The Canada Border Services Agency (CBSA) has provided an update regarding the NEXUS and Fast programs. Currently, all enrolment centers and temporarily closed, and all interviews previously scheduled will be postponed. Applicants and existing members will be required to reschedule their interviews upon the USA and Canada resuming joint enrollment operations. Updates are available on the CBSA [website](#). Those who have submitted a renewal application prior to their cards' expiry date will have their membership maintained for 18 months beyond the expiry date. This time frame likely reflects two factors; the possible belief that the border will be closed to non-essential travel for a lengthy period, while the program will likely have long wait times as people's memberships are expiring during the down period. Once restrictions are eased, interviews will not take place in the Vancouver Urban Enrollment Centre and instead will likely take place nearby the Vancouver International Airport or in Birch Bay, Washington.

Exempt travelers, who do not require a period of self-isolation, include those that trade or transport services; essential services; cross-border services or medical services. Those who have previously entered Canada on exempt travel but are now trying to cross for a non-essential reason will be denied entry. All travelers, including those who are exempt from self-isolation, must provide information to CBSA upon entry. To speed the process, the ArriveCAN mobile app allows a traveler to submit their application up to 48 hours prior to their arrival to the border. Those who are travelling for none-exempt travel

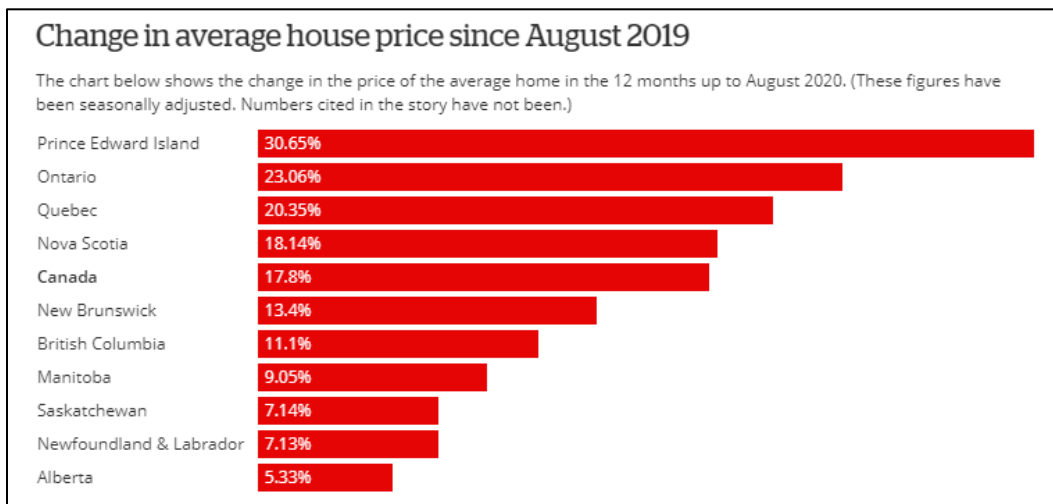
Economic Impact. The world economy has taken a large hit, with many countries seeing a substantial decline of their GDP and a slowing to their economies due to COVID-19. According to the Organisation for Economic Co-operation and Development (OECD)¹, the country which has seen the most severe impact to its economy in the second quarter of 2020, had it reduced by 30.2% since the same period last year. Followed by Spain (-22.1%), the UK (21.7%), Tunisia (21.6%) and France (19%). Taiwan and South Korea have seen fewer negative effects to the economy post COVID-19, contracting by only 0.6% and 3%, respectively. Canada experienced a reduction of 13.5%, while the USA decreased by 9.5%. The USA and the UK almost both account for almost 28% of the world's economy, with experts predicting the world's GDP will decrease by almost 5% this year.



¹ <http://www.oecd.org/economic-outlook/>

According to the Canadian Real Estate Association, the average price of a house in Canada has increased by 18% since the previous year, with sales skyrocketing. In comparison to August 2019, this year a third more houses were sold in August, and an increase of 6% more than in July of this year. Although it is likely that the increase is due to many holding off on buying homes during COVID-19 restrictions, much of which have now been lifted. It is unclear whether this increase in sales and prices will continue into the future, and how the effects of COVID-19 impact the housing market. On the other hand, reports suggest that the Vancouver and Toronto rental market has seen a decrease of about 10% to 14% in monthly rental prices, with Vancouver rents falling almost 3% in one month for a one-bedroom apartment. Similarly, rents are reducing in other cities including Barrie and London, ON. Meanwhile, rents in Abbotsford, BC and Halifax, NS, are increasing by about 5%, suggesting individuals may be moving to more rural areas for reasons that could be related to either remote work or are pushed to smaller towns with cheaper accommodations, due to personal financial factors.

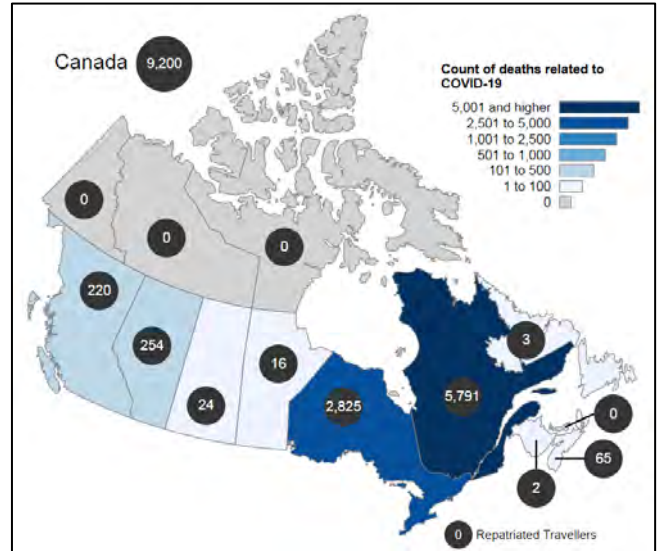
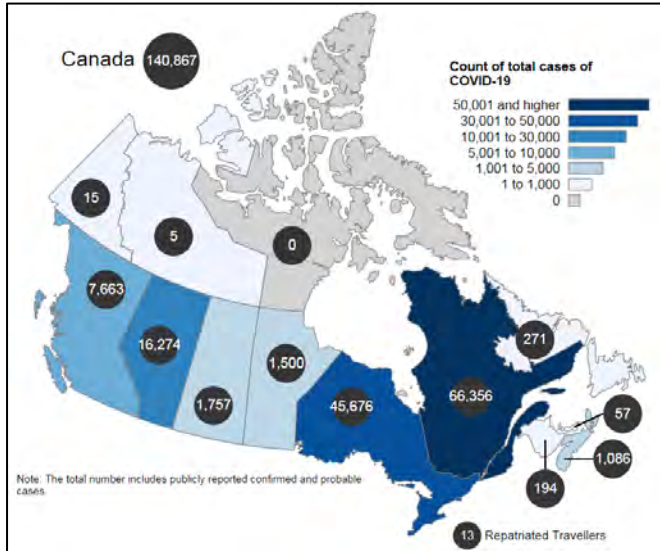
Will individuals move away from densified areas and cities due to the ability to work from home? Will there be a rush of early retirees who would be interested in downsizing or moving elsewhere to more rural areas? Will individuals who have been financially affected by the measures be able to afford a home or did the COVID-19 measures allow Canadians to be able to save more and spend less? Would world climate and instability in some areas cause more immigration to Canada, or will immigration reduce due to the global pandemic? These questions indicate factors which will influence the Canadian housing market.



Domestic Crime. Vancouver Police Department has released their crime statistics, suggesting there was an increase in a 5% in violent crime in the first half of the year. Specifically, neighbourhoods such as Strathcona, Yaletown and downtown Vancouver have seen the highest increases. Strathcona, where a homeless camp is now situated, has seen calls for weapons up by 50% and break ins increasing by 68% in comparison to last year. The increase in violent crime was due to serious assaults, but due to many businesses being close, break ins to commercial areas and businesses have increased by almost 50%. Anecdotal evidence suggests that those participating in crime have applied for the CERB, as many do not care about following rules, and that homeless encampments are seeing more and more individuals from other areas in Canada, who have heard that Vancouver is a haven for drugs and where little enforcement takes place. A disrupted drug supply triggering an increase in prices may have also contributed, resulting in an uptick in crime.



3. COVID-19 IN CANADA

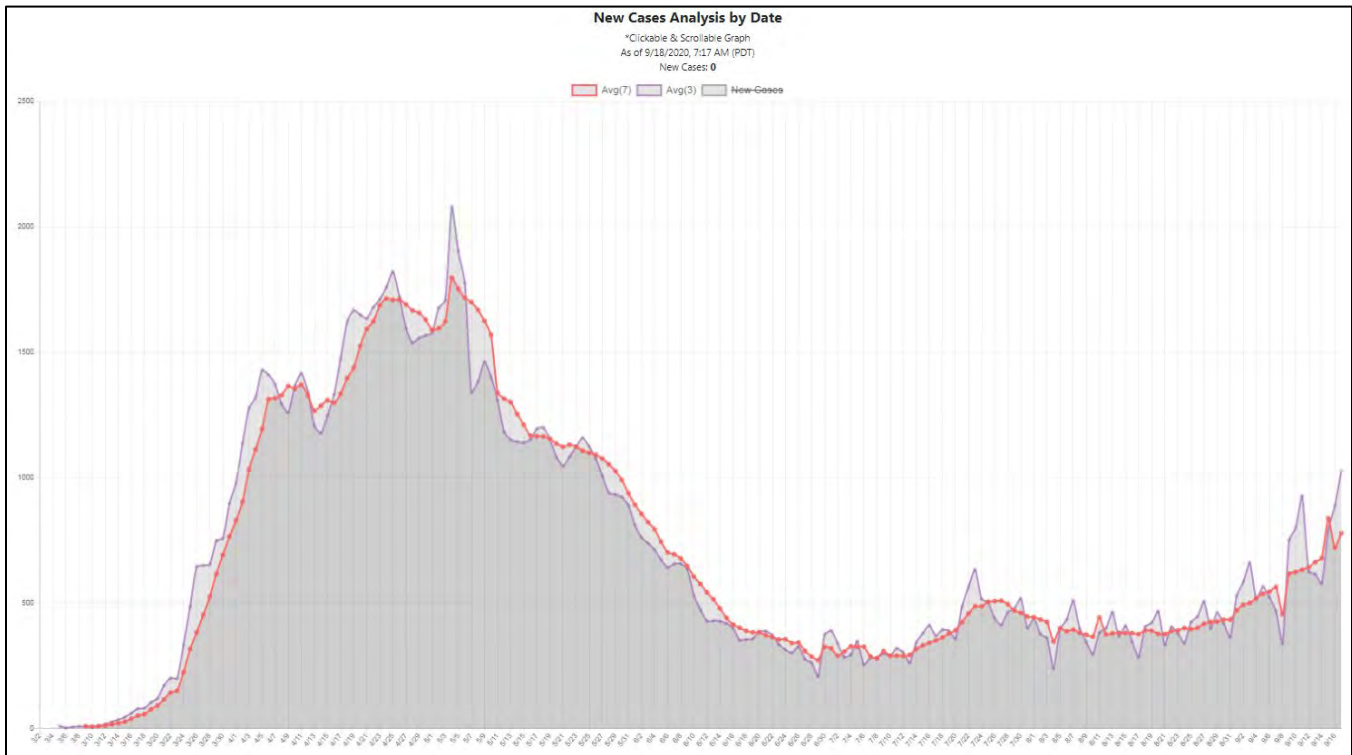


Source: <https://www.canada.ca/en/public-health/services/diseases/2019-novel-coronavirus-infection.html>

Prov.	Total Confirmed	Total Deaths	Total Recovered	Total Active
Total	140,867	9,200	123,073	8,594
BC	7,663	220	5,719	1,724
ON	45,676	2,825	40,424	2,427
QC	66,356	5,791	58,012	2,553
AB	16,274	254	14,537	1,483
MB	1,500	16	1,191	293
NB	194	2	190	2
SK	1,757	24	1,624	109
PEI	57	0	56	1
NL	271	3	267	1
NS	1,086	65	1,020	1
YT	15	0	15	0
NT	5	0	5	0
NU	0	0	0	0
Repatriated Travellers	13	0	13	0
Rate of change	↑ 0.0%	↑ 0.0%	↑ 0.0%	0.0%



Prov.	Total Test	Total Waiting	Total Hosp	Total ICU
Total	6,930,374	-	-	-
BC	455,395	-	57	22
ON	3,433,697	37624	53	21
QC	1,315,409	-	136	29
AB	1,169,378	-	41	8
MB	160,109	-	10	2
NB	68,050	-	0	0
SK	164,666	-	5	0
PEI	30,396	60	-	-
NL	36,596	-	0	0
NS	86,374	-	0	0
YT	3,049	39	-	-
NT	4,662	195	0	0
NU	2,593	413	0	0
Rate of change	↑ 0.0%	-	-	-



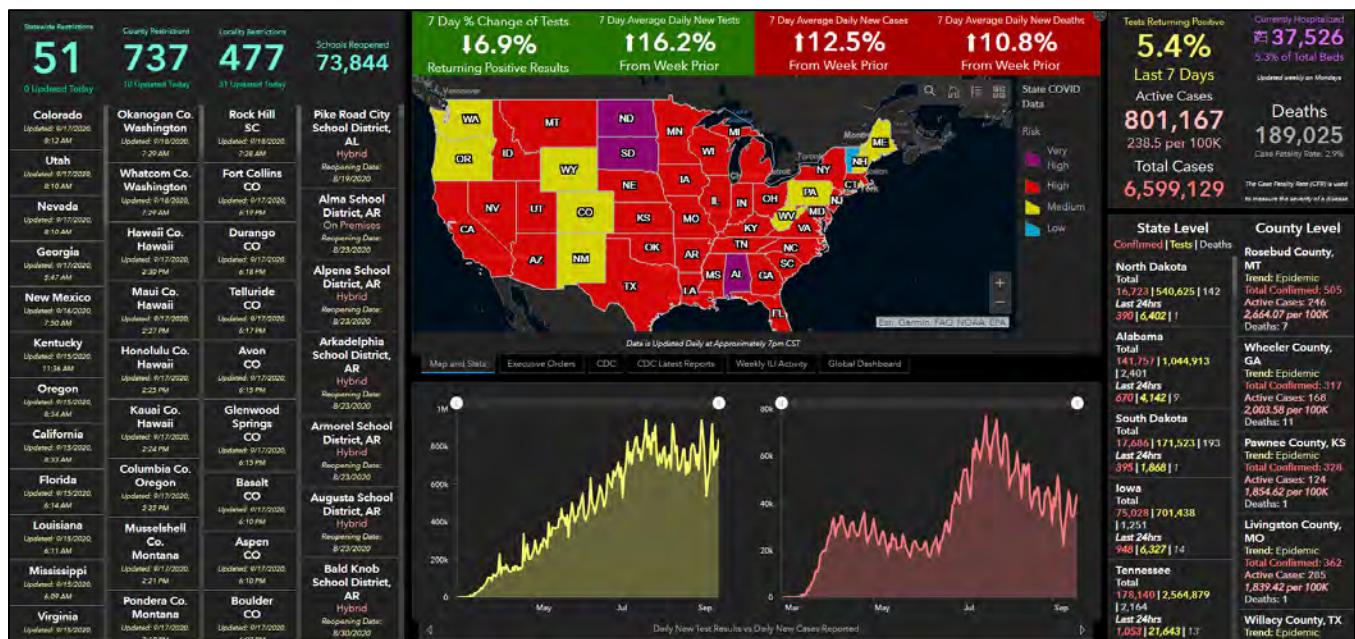
Source: <https://www.covid-19canada.com>



3.1. CANADA NEWS

- [Canada's coronavirus cases are surging, but experts reject it's a 'second wave'](#)
- [B.C. government announces 22 new primary health-care networks](#)
- [Coronavirus surge in Canada checks Trudeau's green ambitions](#)
- [Manitoba Personal care homes to get outdoor visitation shelters built from shipping containers](#)
- [Record high 165 new cases of COVID-19 confirmed in B.C.](#)
- [O'Toole slams government over COVID-19 testing after waiting hours at Ottawa site](#)
- [75% of Canadians approve of another coronavirus shutdown if second wave hits: Ipsos](#)

4. COVID-19 IN USA



Coronavirus Cases

6,879,675

Deaths:

202,304

Recovered:

4,156,240

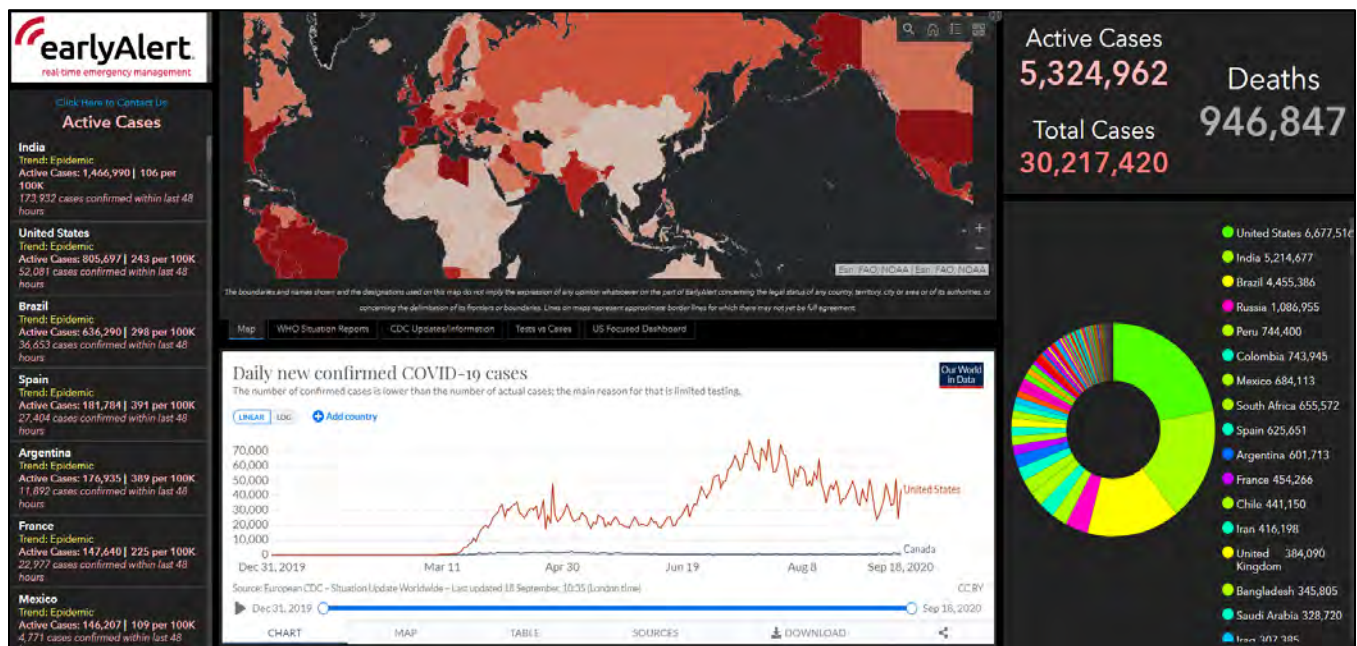
#	USA State	Total Cases	New Cases	Total Deaths	New Deaths	Total Recovered	Active Cases	Tot Cases/ 1M pop	Deaths/ 1M pop	Total Tests	Tests/ 1M pop	Population
1	California	775,537		14,812		387,425	373,300	19,628	375	13,080,037	331,038	39,512,223
2	Texas	713,830		14,958		615,998	82,874	24,618	516	5,780,424	199,353	28,995,881
3	Florida	674,456		13,086		185,403	475,967	31,403	609	5,018,057	233,640	21,477,737
4	New York	481,569	+670	33,163		384,866	63,540	24,755	1,705	9,711,647	499,222	19,453,561
5	Georgia	300,903		6,474		66,290	228,139	28,340	610	2,972,016	279,919	10,617,423
6	Illinois	270,302		8,624		201,408	60,270	21,331	681	4,920,938	388,337	12,671,821
7	Arizona	212,942	+1,282	5,451	+42	33,381	174,110	29,255	749	1,639,206	225,205	7,278,717
8	New Jersey	201,936		16,179		166,634	19,123	22,735	1,822	3,265,818	367,682	8,882,190
9	North Carolina	191,019	+1,443	3,207	+27	167,257	20,555	18,213	306	2,749,020	262,109	10,488,084
10	Tennessee	178,140		2,164		161,707	14,269	26,085	317	2,559,192	374,744	6,829,174
11	Louisiana	159,304		5,311		145,570	8,423	34,268	1,142	2,123,151	456,710	4,648,794
12	Pennsylvania	152,814		7,994		121,296	23,524	11,937	624	1,873,728	146,362	12,801,989
13	Alabama	142,863	+1,106	2,428	+27	61,232	79,203	29,137	495	1,095,421	223,410	4,903,185
14	Ohio	141,693		4,586		119,690	17,417	12,122	392	2,710,749	231,904	11,689,100
15	Virginia	138,702	+1,242	2,949	+29	16,671	119,082	16,250	345	1,982,668	232,284	8,535,519



4.1. USA NEWS

- ['Mix of science and politics' leading to people's uncertainty about Covid-19 vaccine, NIH director says](#)
- [California is turning the corner on the coronavirus. Will it last?](#)
- [U.S. current account deficit jumps 52.9% as COVID-19 disrupts trade](#)
- [A second coronavirus aid check may be in the cards after all](#)
- [Maine 'superspreader' wedding linked to 170 Covid cases and seven deaths](#)
- [Israel, Arab states sign Trump-brokered deals in White House ceremony](#)
- [White House abandoned plan to send 650 million face masks across the U.S. in April, report says](#)

5. GLOBAL COMMON OPERATING PICTURE





		Total Confirmed	Total Deaths	Total Recovered			Mortality Rate			
		30,408,970	951,487	22,092,534			3.13%			
#	Country	Confirmed	Deaths	Recov.	Mort.	Critical	Active	Cases /1M	Active /1M	Deaths /1M
1	USA us	6,878,222 (+3,626)	202,274 (+61)	4,156,012	2.9%	14,228	2,519,936	20,754	7603	610
2	India IN	5,228,478 (+15,792)	84,505 (+101)	4,125,742	1.6%	8,944	1,018,231	3,781	736	61
3	Brazil BR	4,457,443 (+1,091,186)	135,031 (+19,195)	3,753,082	3.0%	8,318	569,330	20,938	2674	634
4	Russia RU	(+5,905)	(+134)	901,207	1.8%	2,300	170,784	7,477	1170	132
5	Peru PE	750,098	31,146	594,513	4.2%	1,439	124,439	22,683	3763	942
6	Colombia CO	743,945	23,665	615,457	3.2%	863	104,823	14,588	2055	464
7	Mexico MX	684,113 (+3,182)	72,179 (+201)	488,416	10.6%	2,557	123,518	5,294	956	559
8	South Africa ZA	655,372	15,772	585,303	2.4%	539	54,497	11,024	916	265
9	Spain ES	625,651	30,405	n/a	4.9%	1,331	595,246	13,380	12730	650
10	Argentina AR	601,713 (+31)	12,491	467,286	2.1%	3,108	121,936	13,287	2693	276
11	Chile CL	441,150	12,142	413,928	2.8%	895	15,080	23,035	787	634
12	Iran IR	416,198 (+3,049)	23,952 (+144)	355,505	5.8%	3,869	36,741	4,942	436	284
13	France FR	415,481	31,095	90,840	7.5%	800	293,546	6,362	4485	476
14	UK GB	381,614	41,705	n/a	10.9%	124	339,909	5,615	5001	614
15	Bangladesh BD	345,805 (+1,541)	4,881 (+22)	252,335	1.4%	n/a	88,589	2,095	537	30
16	Saudi Arabia SA	328,720 (+576)	4,430 (+31)	308,352	1.3%	1,189	15,938	9,411	456	127
17	Iraq IQ	307,385	8,332	241,100	2.7%	586	57,953	7,607	1434	206
18	Pakistan PK	304,386 (+752)	6,408 (+9)	291,683	2.1%	579	6,295	1,372	28	29
19	Turkey TR	298,039	7,315	263,745	2.5%	1,372	26,979	3,526	319	87
20	Italy IT	293,025	35,658	215,954	12.2%	212	41,413	4,848	685	590
21	Philippines PH	279,526 (+3,257)	4,830 (+47)	208,780	1.7%	1,048	65,906	2,544	600	44
22	Germany DE	270,123 (+1,081)	9,462 (+5)	241,300	3.5%	237	19,361	3,222	231	113
23	Indonesia ID	236,519 (+3,891)	9,336 (+114)	170,774	3.9%	n/a	56,409	863	206	34
24	Israel IL	176,933 (+1,677)	1,169	129,394	0.7%	577	46,370	19,237	5042	127
25	Ukraine UA	169,472 (+3,228)	3,468 (+68)	75,486	2.0%	177	90,518	3,880	2072	79
26	Canada CA	140,867	9,200	123,073	6.5%	76	8,558	3,717	226	243

6. LAW ENFORCEMENT AND CRIME REPORTING

- [Crime significantly up in several Vancouver neighbourhoods: VPD](#)
- [The province’s COVID-19 database was ‘used as intended’ Guelph police say](#)
- [Unfiled cases could backlog B.C. provincial court system](#)

7. TRAVEL

- [Travellers snap up Asian airlines' scenic 'flights to nowhere'](#)
- [Why can Canadians still fly to the U.S.? It's not up to Canada](#)
- [COVID-19 medical coverage now available even though Canadians advised to avoid international travel](#)

8. SOLUTION AND RESPONSE EFFORTS

- [Trial Illness Likely Not Linked to Covid Shot, Oxford Says](#)
- [As evidence builds that COVID-19 can damage the heart, doctors are racing to understand it](#)
- [How a Canadian-made whistle is making sports safer during COVID-19](#)



9. MEDICAL INFORMATION

- [Transmissions detected between masked people: Richmond health officer](#)
- [50,000 blood samples from pregnant women across Canada will be studied for COVID-19 antibodies](#)
- [Why doctors think you should get the flu shot this year — and soon](#)

10. INTERNATIONAL DATA

- [Sweden spared European surge as coronavirus infections stay low](#)
- [Britain mulls whether to impose second lockdown as COVID-19 cases surge](#)
- [New fear grips Europe as cases top 30m worldwide](#)
- [India COVID-19 cases rise to 5.2 million](#)

11. ECONOMIC IMPACT

- [Shapes of Recovery: When Will the Global Economy Bounce Back?](#)
- [U.S. economic rebound may be a slow train for the unemployed](#)
- [Rents in Canada's two most expensive cities are dropping at record rates](#)
- [Tensions mount as Walmart starts charging suppliers to pay for its retail revamp](#)
- [Wall Street and Silicon Valley have different opinions about returning to the office](#)

12. CYBER NEWS

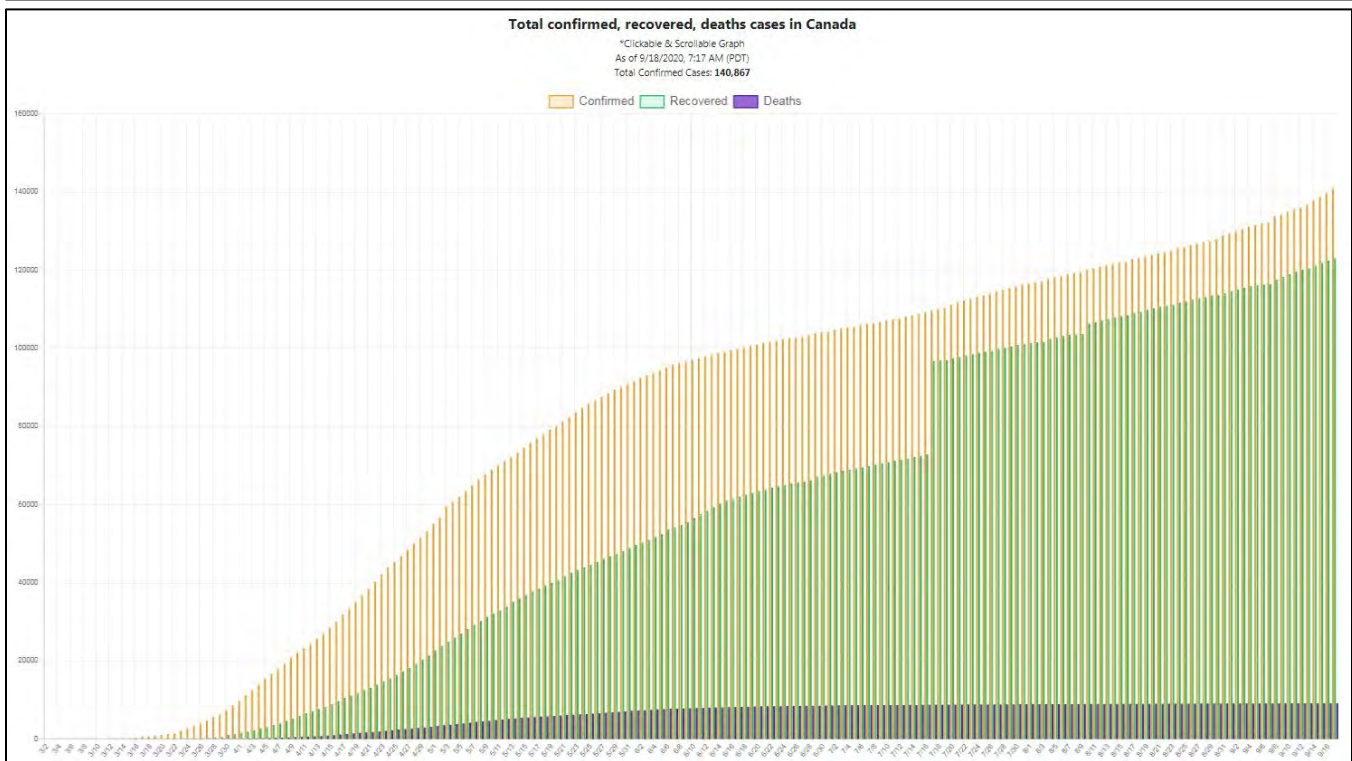
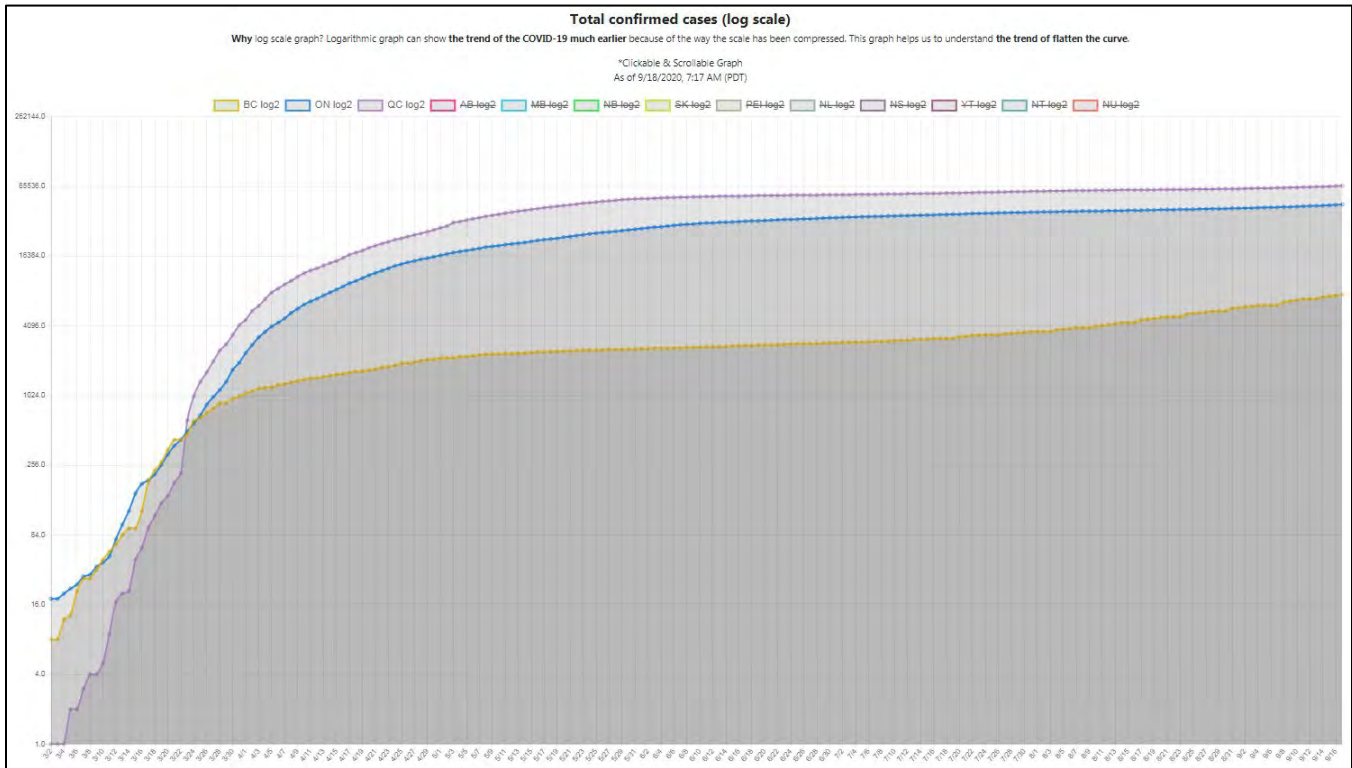
- [COVID-19 spam, phishing emails, plagued users in first half of 2020](#)
- [CRA cyberattacks impacted four times as many accounts as previously believed](#)
- [Seven charged in connection with Chinese state-backed cyber attacks](#)

End Report

Please submit feedback to:

Scott McGregor, CD, BCom
Intelligence Manager
Paladin Risk Solutions Inc.
C. 604-910-7781
smcgregor@paladinrisksolutions.com

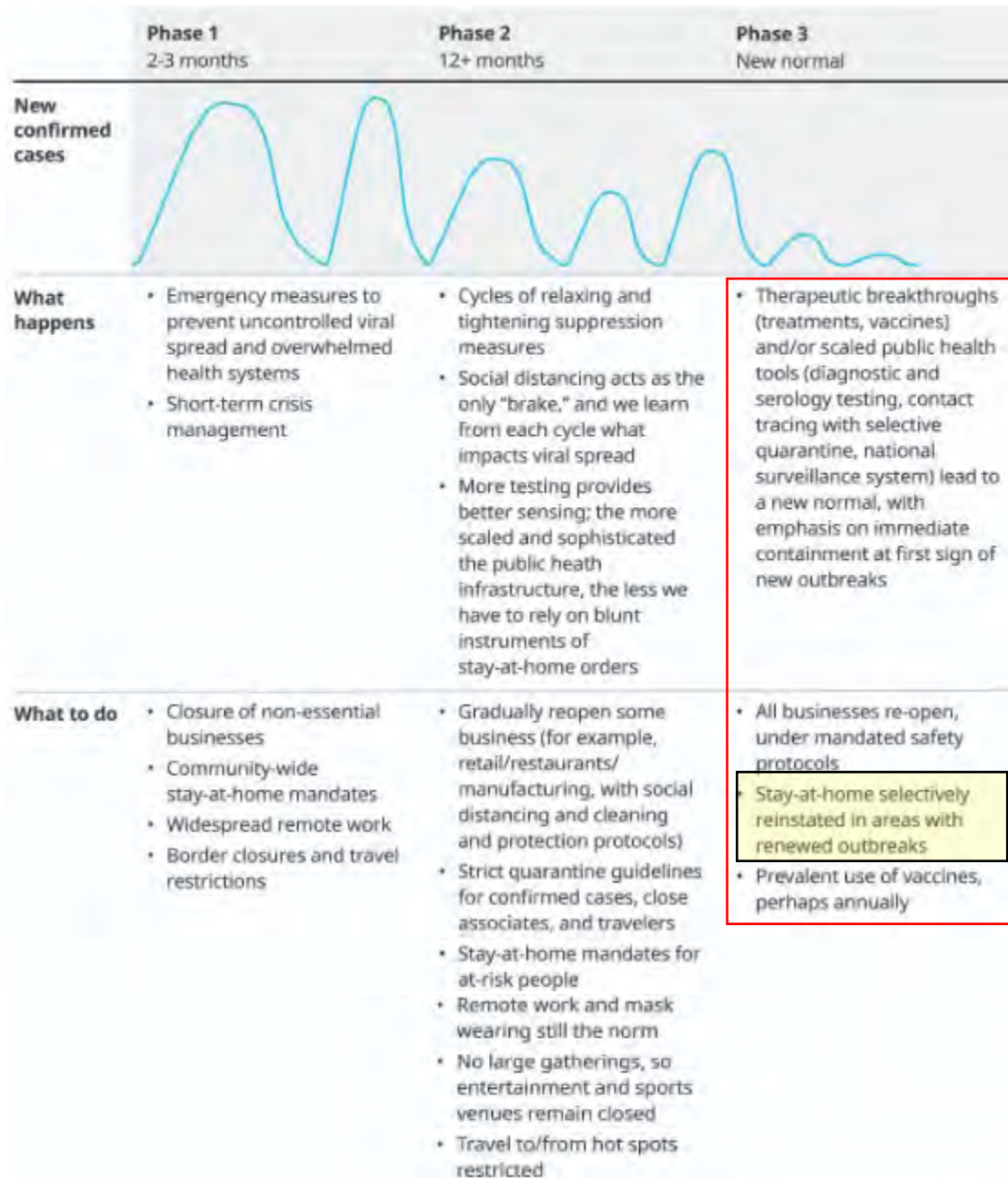
13. APPENDIX A – Canadian Tracking Information



Source: <https://www.covid-19canada.com/graphs>



14. APPENDIX B – Phase 1 to 3: Progression on Managing COVID-19 Pandemic



Source: <https://www.oliverwyman.com/our-expertise/insights/2020/apr/getting-back-to-work-responsibly.html>