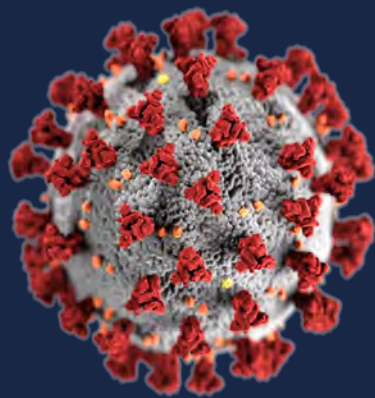




**Paladin
Risk Solutions**



COVID-19

INTELLIGENCE REPORT

Prepared for:

Paladin Security Group
Emergency Operations Centre

26 June 2020



1. TABLE OF CONTENTS

- 2. INSIGHT and SITUATIONAL AWARENESS 2
- 3. COVID-19 IN CANADA 3
- 3.1. CANADA NEWS 6
- 4. COVID-19 IN USA 7
- 4.1. USA NEWS..... 8
- 5. GLOBAL COMMON OPERATING PICTURE..... 8
- 6. LAW ENFORCEMENT AND CRIME REPORTING 9
- 7. TRAVEL..... 9
- 8. SOLUTION AND RESPONSE EFFORTS 9
- 9. MEDICAL INFORMATION 10
- 10. INTERNATIONAL DATA..... 10
- 11. ECONOMIC IMPACT 10
- 12. CYBER NEWS 10
- 13. APPENDIX A – Canadian Tracking Information 11
- 14. APPENDIX B – Phase 1 to 3: Progression on Managing COVID-19 Pandemic..... 12

DISCLAIMER

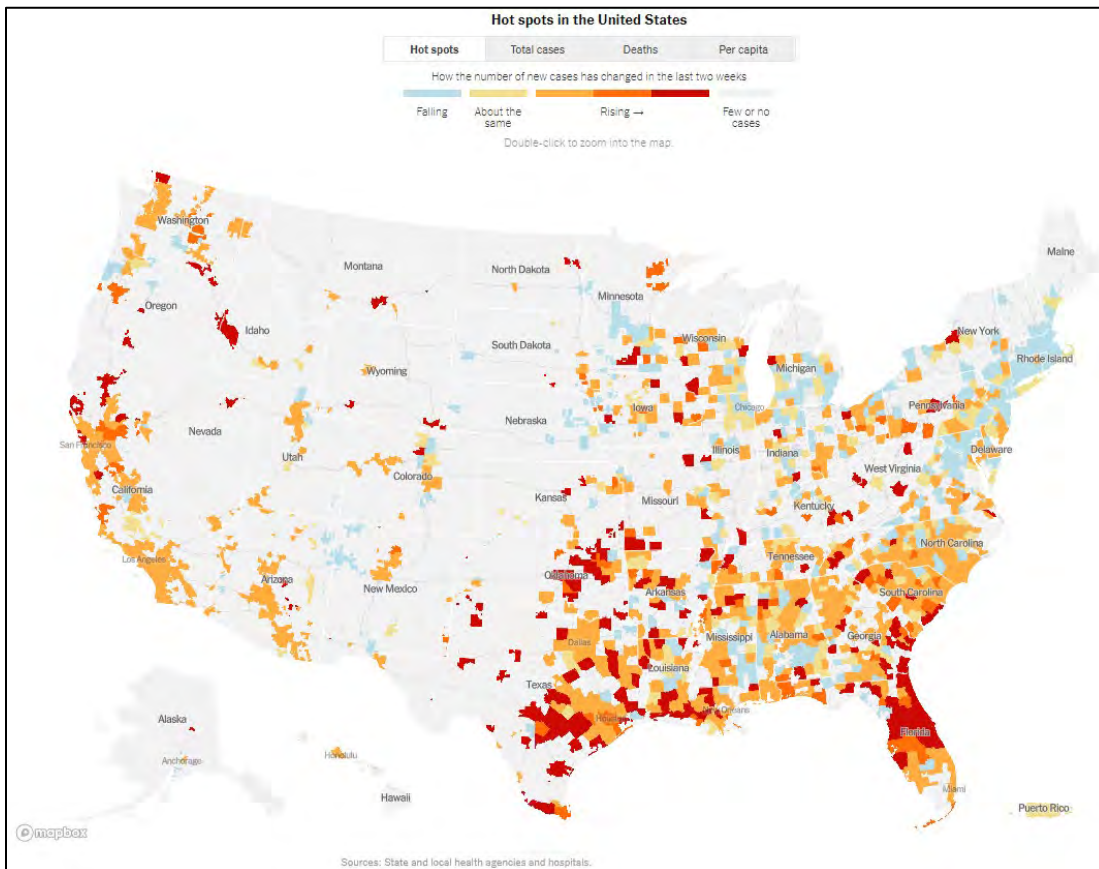
This report is confidential and is intended to be used solely by the client for whom this report was prepared and to whom it is addressed for information purposes only and for no other purpose, except as may be expressly stated herein. This report may not be copied, reproduced, disseminated, distributed or otherwise made available to any third party, in whole or in part, without the express written consent of Paladin Risk Solutions Inc. which consent may be withheld for any reason. In preparing this report, Paladin Risk Solutions Inc. has used its professional care and diligence and has endeavored to include in this report and to base its analysis upon information that it believes to be relevant to the purposes of this report; however, no representation or warranty, express or implied, is made by Paladin Risk Solutions Inc. as to the accuracy or completeness of the information included in this report.

2. INSIGHT and SITUATIONAL AWARENESS

:: [Click here](#) to access previous featured reports ::

Last week we began reporting on travel restrictions and reopening's in North America. Since then, it has been reported that despite the US-Canada border being shut down to non-essential travel, in addition to Canada deciding to turn away asylum seekers from the United States, 21 asylum seekers entered Canada in the month of May. In April, only six individuals tried to cross. It is unclear whether these individuals put Canadians at risk of COVID-19 as it is unknown whether they are sent to isolation centers for 14-day quarantine, and what the process is for assisting them once in Canada. However, the significantly low numbers suggest that most of those who seek asylum, whether legitimate or not, do not attempt to enter Canada when the restrictions are in place.

Regardless of where they are coming from in the United States, recent numbers suggest infections are increasing significantly. Not all counties in every state are seeing a spike but some areas are considered outbreak hot spots. The US has reported more COVID-19 cases this week than any week thus far. It is believed with no COVID-19 measures the spread will make its way to more rural areas which may have not yet been impacted. This is thinking relates to how it did not at first spread to countries with limited tourism. Upon making its way to these places, it devastated unprepared areas. The following is a map of US hot spots, where numbers of new cases have changed in the past two weeks:



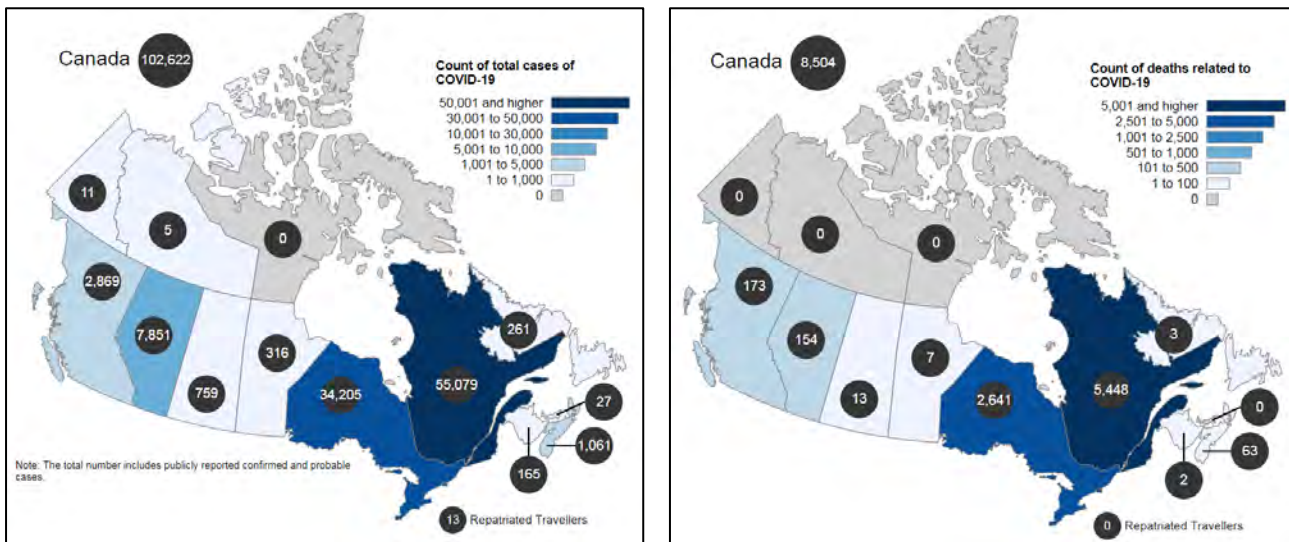
Source: <https://www.nytimes.com/interactive/2020/us/coronavirus-us-cases.html>

With regards to international travel, most countries have travel restrictions. The Maldives will resume international flights on July 15, with no testing or quarantine requirements. Mexico is also still open to all travellers, requiring no testing or quarantine. Although some areas do have beach or hotel closures, Cancun, Puerto Vallarta and Los Cabos are fully reopened. Serbia has also reopened their tourism industry to all, with pre-COVID restrictions, and Tanzania is also allowing tourists with no restrictions. The European Union is looking into reopening borders in July, likely allowing non-EU residents from countries with stable infections, and those with a “comparable or better epidemiological situation” but will review risk and may ban tourism from the US and Russia. Other countries banned may include Iran, South Africa, Afghanistan and most of South America.

Qantas, Australia’s national carrier, advised of 6,000 job cuts after previously cancelling all international flights until October. The CEO of Qantas does not believe that international flights will resume until July 2021 and the company is raising money to survive the pandemic. This information suggests that even travel industry experts are not hopeful that a solution will be found for COVID-19. Specifically, a solution that will allow for borders to open up the same as they were before the pandemic.

It is important to note that new travel restrictions can occur without notice which is likely another reason as to why people appear to be afraid to travel. This possibly correlates with high positive case increases which demonstrate that new restrictions can be placed again to limit spread, as evidenced by China, Israel, Germany and South Korea. Furthermore, insurance is reportedly difficult to obtain when travelling overseas. Canadian Snowbirds have stated that their decision boils down to one fact - travel insurance does not appear to cover COVID-19 related medical expenses, and the Canadian health care system will only cover Canadians who travel for less than three days, thus forcing travelers to acquire private insurance. An option is the use of a medical evacuation air ambulance, which can fly patients back to Canada within a few hours, but costs anywhere from \$25,00 to \$250,000. It appears some carriers will not except coronavirus patients therefore travel plans should be made with insurance and logistics in mind in case one becomes ill with COVID-19 while travelling.

3. COVID-19 IN CANADA

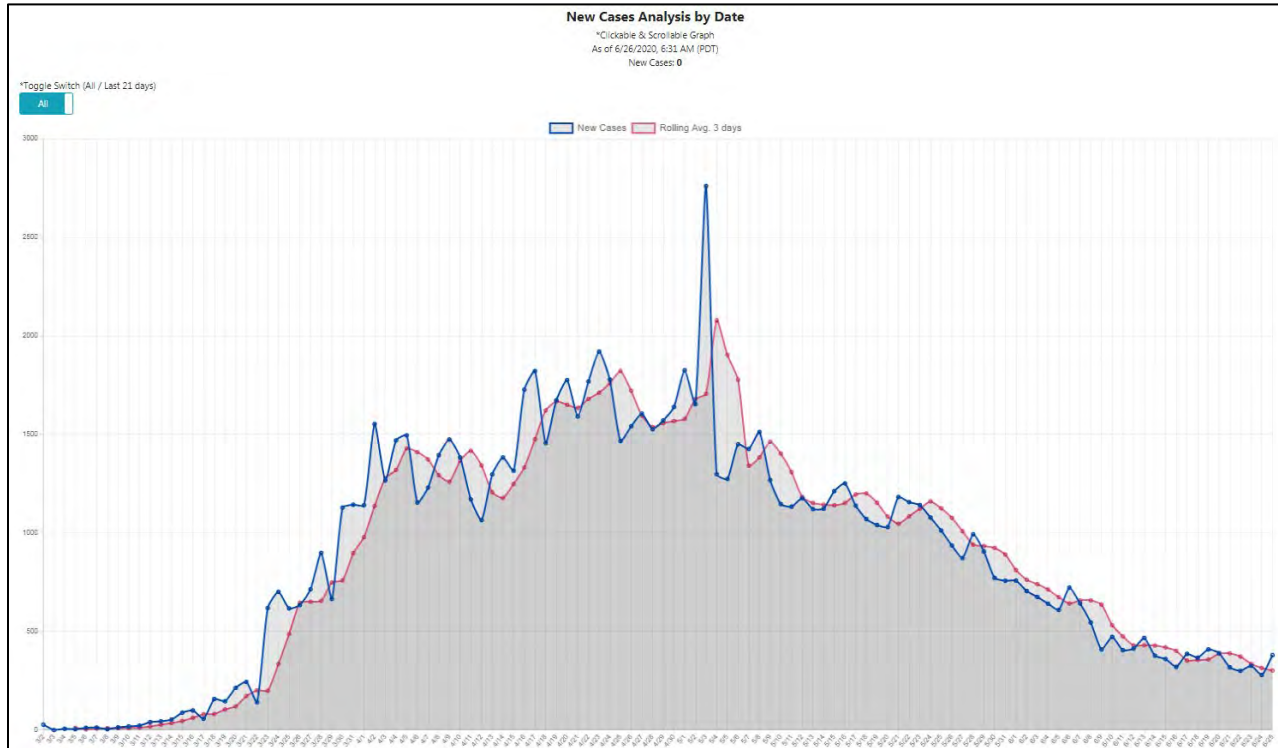




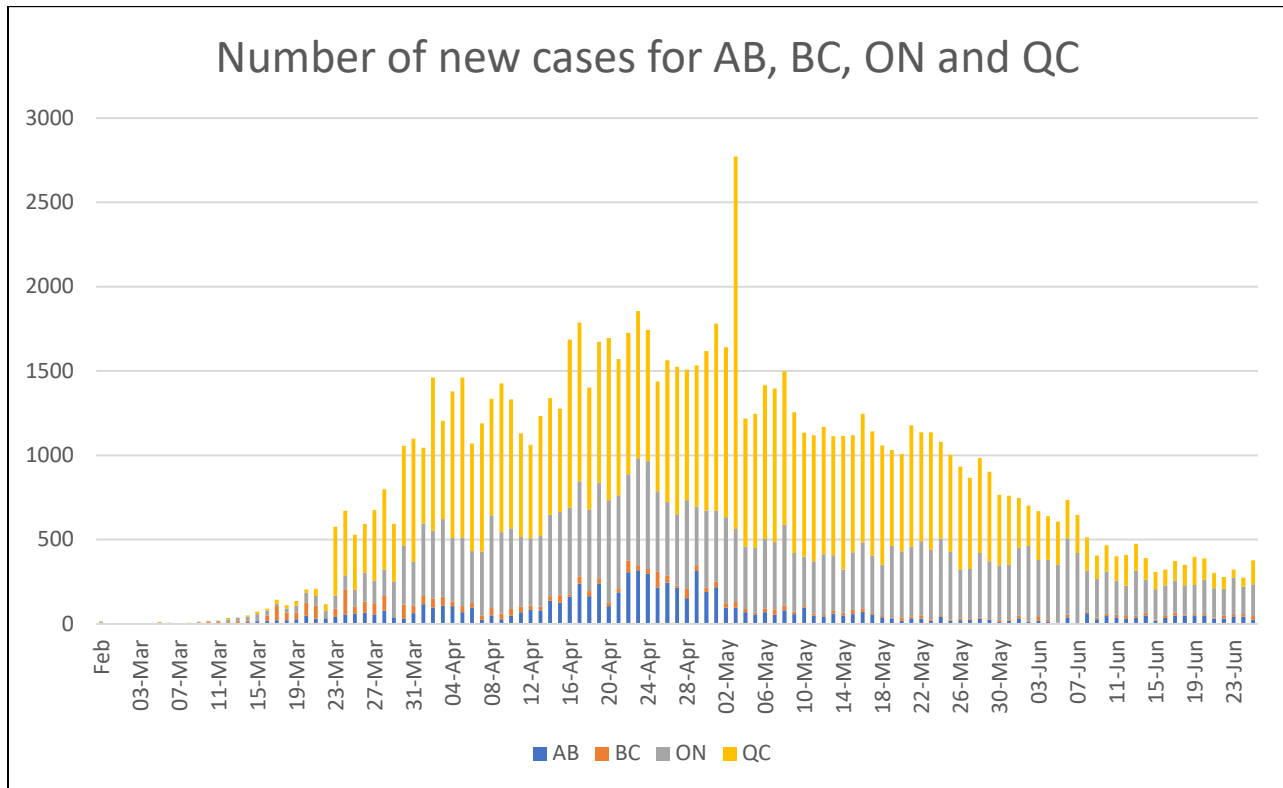
Source: <https://www.canada.ca/en/public-health/services/diseases/2019-novel-coronavirus-infection.html>

Prov.	Total Confirmed	Total Deaths	Total Recovered	Total Active
Total	102,622	8,504	65,425	28,693
BC	2,869	173	2,517	179
ON	34,205	2,641	29,528	2,036
QC	55,079	5,448	23,786	25,845
AB	7,851	154	7,191	506
MB	316	7	294	15
NB	165	2	149	14
SK	759	13	648	98
PEI	27	0	27	0
NL	261	3	258	0
NS	1,061	63	998	0
YT	11	0	11	0
NT	5	0	5	0
NU	0	0	0	0
	13	0	13	0
Rate of change	↑ 0.0%	↑ 0.0%	↑ 0.0%	0.0%

Test Cases in Canada				
Last Update at: 6/26/2020, 6:31 AM (PDT)				
Prov.	Total Test	Total Waiting	Total Hosp	Total ICU
Total	2,694,194	-	-	-
BC	185,759	-	15	7
ON	1,263,534	24607	270	69
QC	579,657	-	487	50
AB	415,716	-	38	8
MB	59,357	-	0	0
NB	41,690	-	2	1
SK	62,435	-	9	2
PEI	10,586	114	-	-
NL	16,901	-	0	0
NS	53,327	-	2	0
YT	1,266	4	-	-
NT	2,608	46	0	0
NU	1,358	121	0	0
Rate of change	↑ 0.0%	-	-	-



Source: <https://www.covid-19canada.com>





	AB	BC	MB	NB	NL	NS	ON	PE	QC	SK	Total
23-Jun	45	13		1			216		49	11	335
24-Jun	44	14	1				163		53	4	279
25-Jun	26	20	1				189		142		378

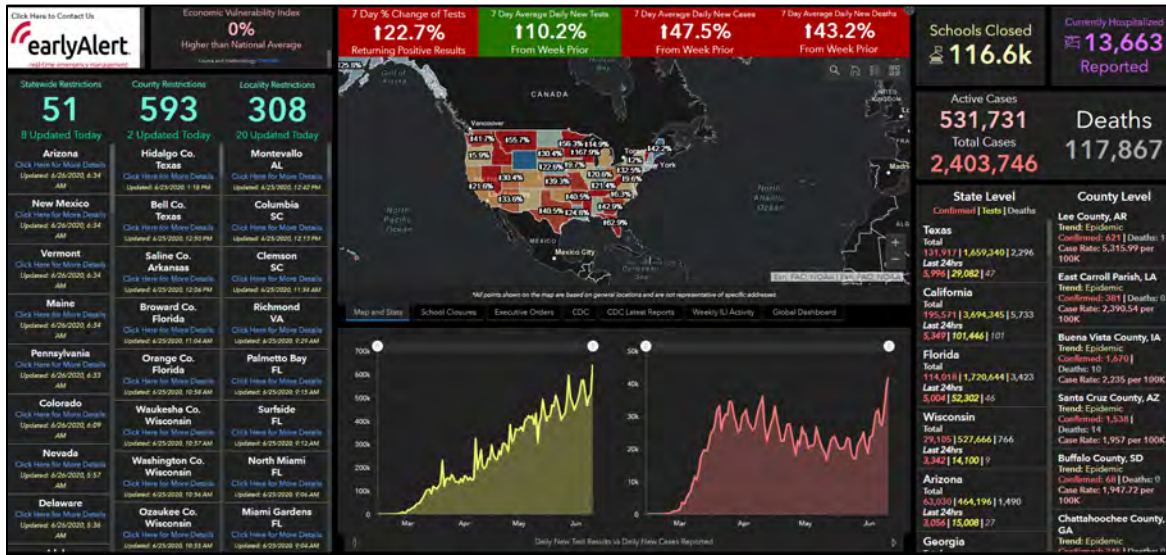
- Quebec advised it is no longer publishing daily COVID-19 cases and will instead opt to provide weekly COVID-19 reports. Currently, Quebec is the most heavily affected province in Canada, but Quebec advises that the situation is “stabilizing” and thus no daily updates are required. No other provinces have made such a decision.
- One of the big credit agencies, Fitch, has downgraded Canada’s AAA credit rating to AA+, citing “deterioration in its public finances” since COVID-19. Experts suggest this is just the beginning of the downgrade. A lower credit rating increases the interest rate for borrowing, but does not affect Canada’s largest banks’ credit rating, which is still quite high. Although the government has not released any financial details, it is believed Canada will have the largest deficit on record of approximately 12% of Gross Domestic Product, compared to 1.1% the previous year. As Canada is one of the only countries with such a rating, the Finance Minister advised that it is believed Canada is still in a strong financial position.

3.1. CANADA NEWS

- [How Canada could avoid a 2nd wave of COVID-19](#)
- [Latest COVID-19 modelling shows B.C. safely reopening, but close to rebound threshold](#)
- [Canada loses AAA rating, Fitch downgrades amid virus costs](#)
- [Can I take a road trip this summer? Here’s which provinces are open to tourists](#)
- [Asylum seekers continue to cross Canada-U.S. border despite shutdown](#)
- [Here's how to safely travel in B.C., now that we're in Phase 3](#)
- [Quebec stops publishing daily COVID-19 data despite leading country in number of cases](#)
- [81% of COVID-19 deaths in Canada were in long term care – nearly double OECD average](#)



4. COVID-19 IN USA



Coronavirus Cases

2,505,909

Deaths:

126,823

Recovered:

1,052,442

USA State	Total Cases	New Cases	Total Deaths	New Deaths	Active Cases	Tot Cases/ 1M pop	Deaths/ 1M pop	Total Tests	Tests/ 1M pop
USA Total	2,505,909	+1,321	126,823	+43	1,326,644	7,571	383	30,750,884	92,902
New York	414,274		31,373		295,188	21,296	1,613	3,619,594	186,063
California	201,004		5,809		140,858	5,087	147	3,694,345	93,499
New Jersey	175,346		15,012		120,430	19,741	1,690	1,320,910	148,714
Illinois	139,434		6,810		25,934	11,003	537	1,460,527	115,258
Texas	137,152		2,334		60,322	4,730	80	1,875,197	64,671
Florida	114,018		3,329		89,038	5,309	155	1,721,812	80,167
Massachusetts	107,837		7,963		8,470	15,646	1,155	867,294	125,832
Pennsylvania	88,338		6,616		15,165	6,900	517	720,223	56,259
Georgia	71,095		2,745		62,217	6,696	259	904,154	85,158
Michigan	68,989		6,133		13,566	6,908	614	1,128,330	112,981
Maryland	65,777		3,129		57,774	10,880	518	603,597	99,839
Arizona	63,030		1,490		53,401	8,659	205	619,143	85,062

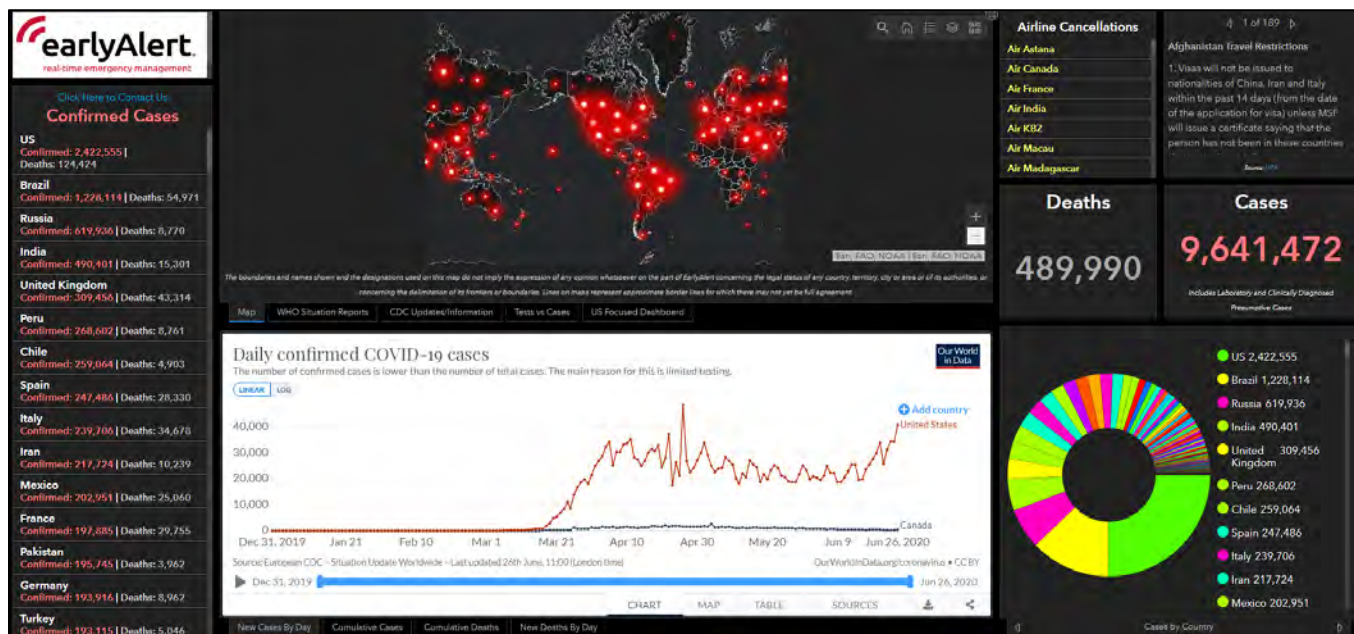
- On Wednesday, the US broke its own record of the highest single day COVID-19 case at 45,557. This is an increase from the previous record of April 26 of 35,000. On Sunday, the WHO advised the world broke its single day record with 183,000 cases. The CDC estimates that for every one infection, there are another 10 undiagnosed infections. As such, the estimate of those sick with COVID-19 could be over 20 million with current positive numbers standing at almost 2.5 million.
- Hospitals in the US are beginning to sound the alarm that they are becoming overwhelmed and will soon be overcapacity in places such as parts of Texas, where hospitalizations doubled since lockdown measures were removed, and new cases tripling every two weeks. At Texas Medical Centre in Houston, 97% of ICU beds are occupied and Alabama has 83% of ICU beds occupied. In Arizona, it is believed that that hospital capacity will be full in a few weeks.

- The governors of New York, Connecticut and New Jersey are ordering travelers from eight US states (Alabama, Arkansas, Arizona, Florida, North Carolina, South Carolina, Texas and Utah) to quarantine upon travel to their states.
- According to a Government watchdog, the US has sent over one million relief payments to people who have passed away, totalling over \$1.4 billion. This appears to be due to a lag between the databases of deceased individuals. Reportedly, the IRS demanded the money back from the survivors of the deceased, but legal experts note that the government may not have legal authority for such requests.

4.1. USA NEWS

- [U.S. hits highest single day of new coronavirus cases with more than 45,500, breaking April record](#)
- [State officials and companies delay reopening measures after record high in new infections](#)
- [A Devastating New Stage of the Pandemic](#)
- [Cellphone data shows Americans moving around at near pre-pandemic rates](#)
- [U.S. Deaths From Covid-19 Forecast to Hit 180,000 by October](#)
- [U.S. Northeast governors order quarantine of visitors from coronavirus hot spot states](#)
- [US supports legal challenge to Hawaii traveler quarantine](#)
- [An increasing number of Colorado coronavirus patients are surviving, and fewer need ventilators](#)
- [Oregon county drops mask exemption for people of color after 'racist commentary'](#)
- [CDC: we are only detecting one in ten COVID-19 cases](#)
- [U.S. sent \\$1.4B in COVID-19 relief payments to dead people, audit finds](#)

5. GLOBAL COMMON OPERATING PICTURE





		Total Confirmed	Total Deaths	Total Recovered	Mortality Rate					
		9,747,721	492,552	5,276,705	5.05%					
		<small>*Globally, 14% Mortality Rate estimate by WHO as of March 4 †(Mortality Rate) = Total Deaths / Total Confirmed</small>								
#	Country	Confirmed	Deaths	Recov.	Mort.	Critical	Active	Cases /1M	Active /1M	Deaths /1M
1	USA	2,505,909 (↑1,321)	126,823 (↑43)	1,052,442	5.1%	15,705	1,326,644	7,571	4008	383
2	Brazil	1,233,147	55,054	673,729	4.5%	8,318	504,364	5,802	2373	259
3	Russia	620,794 (↑6,800)	8,781 (↑176)	384,152	1.4%	2,300	227,861	4,254	1561	60
4	India	491,992 (↑822)	15,319 (↑11)	286,019	3.1%	8,944	190,654	357	138	11
5	UK	307,980	43,230	n/a	14.0%	311	264,750	4,537	3900	637
6	Spain	294,566	28,330	n/a	9.6%	617	266,236	6,300	5694	606
7	Peru	268,602	8,761	156,074	3.3%	1,144	103,767	8,148	3148	266
8	Chile	259,064	4,903	219,327	1.9%	2,078	34,834	13,554	1822	257
9	Italy	239,706	34,678	186,725	14.5%	103	18,303	3,965	303	574
10	Iran	217,724 (↑2,628)	10,239 (↑109)	177,852	4.7%	2,912	29,633	2,593	353	122
11	Mexico	202,951 (↑6,104)	25,060 (↑736)	116,862	12.3%	378	61,029	1,574	473	194
12	Pakistan	195,745 (↑2,775)	3,962 (↑59)	84,168	2.0%	2,765	107,615	887	487	18
13	Germany	193,807 (↑22)	9,012	177,100	4.6%	360	7,695	2,313	92	108
14	Turkey	193,115	5,046	165,706	2.6%	941	22,363	2,290	265	60
15	Saudi Arabia	174,577 (↑3,938)	1,474 (↑46)	120,471	0.8%	2,273	52,632	5,016	1512	42
16	France	161,348	29,752	75,351	18.4%	651	56,245	2,472	862	456
17	Bangladesh	130,474 (↑3,868)	1,661 (↑40)	53,133	1.3%	1	75,680	792	460	10
18	South Africa	118,375	2,292	59,974	1.9%	539	56,109	1,996	946	39
19	Canada	102,622	8,504	65,425	8.3%	2,077	28,693	2,708	760	224

6. LAW ENFORCEMENT AND CRIME REPORTING

- [UN report warns pandemic has created 'captive audience' for terrorist groups](#)
- [SLO County Public Health Department warns of fake face covering exemption cards](#)
- [Public safety impacted after dozens of firefighters, police quarantined due to COVID-19, chief says](#)
- [Coronavirus stoking rising racism against Chinese-Canadians, survey finds](#)
- [COVID-19's far reaching impact on global drug abuse](#)

7. TRAVEL

- [As US-Canada border remains closed, snowbirds weigh travel insurance, coronavirus costs](#)
- [Yukon to reopen travel for residents of B.C., N.W.T and Nunavut on Canada Day](#)
- [Sask. working on 'more permissive approach' to interprovincial travel](#)
- [Canadian Government Pledges \\$70 Million To Encourage Domestic Summer Travel](#)

8. SOLUTION AND RESPONSE EFFORTS

- [Countries where everyone wore masks saw COVID death rates 100 times lower than projected](#)
- [Type of ultraviolet light kills airborne coronavirus; effect on platelets helps explain blood clot issues](#)
- [Fauci 'cautiously optimistic' coronavirus vaccine will be ready at end of year](#)
- [Breakthrough Drug for Covid-19 May Be Risky for Mild Cases](#)
- ['Fake spit' tests show library materials free of coronavirus after 3 days](#)



9. MEDICAL INFORMATION

- [Global Deaths Due to Various Causes and COVID-19 over a number of months](#)
- [Mounting clues suggest the coronavirus might trigger diabetes](#)
- [‘We can’t just give up’ — Harvard doctor says U.S. must take precautions as virus cases rise](#)
- [The same coronavirus strain turned up in an Australian and a NY tiger. How?](#)
- [U.S. demand outstripping supply of steroid treatment for COVID](#)
- [First Covid-19 vaccine might not be perfect, but it will be 'useful'](#)
- [How the Virus Won](#)

10. INTERNATIONAL DATA

- [WHO expects the world will reach 10 million COVID-19 cases within the next week](#)
- [Australia, once nearly free of coronavirus, reports worst case surge in 2 months](#)
- [‘I am angry’: Germans back in lockdown demand accountability](#)
- [China says it has conducted over 90 million coronavirus tests since start of pandemic](#)
- [Virus cases surge among the young, endangering older adults](#)

11. ECONOMIC IMPACT

- [IMF sharply downgrades outlook for global economy in face of COVID-19](#)
- [Disneyland postpones July 17 park reopening until further notice](#)
- [About 1.3M more US workers likely filed jobless claims, signaling slow recovery](#)
- [Trudeau's COVID aid pays off with consumer-spending rebound](#)
- [Qantas to axe 6,000 jobs due to pandemic](#)

12. CYBER NEWS

- [Hackers target Canadians with fake COVID-19 contact-tracing app disguised as official government software](#)
- [Insurers to see cyber coverage rise in wake of COVID-19 - report](#)
- [Millions lost to cyber-fraud during coronavirus pandemic](#)

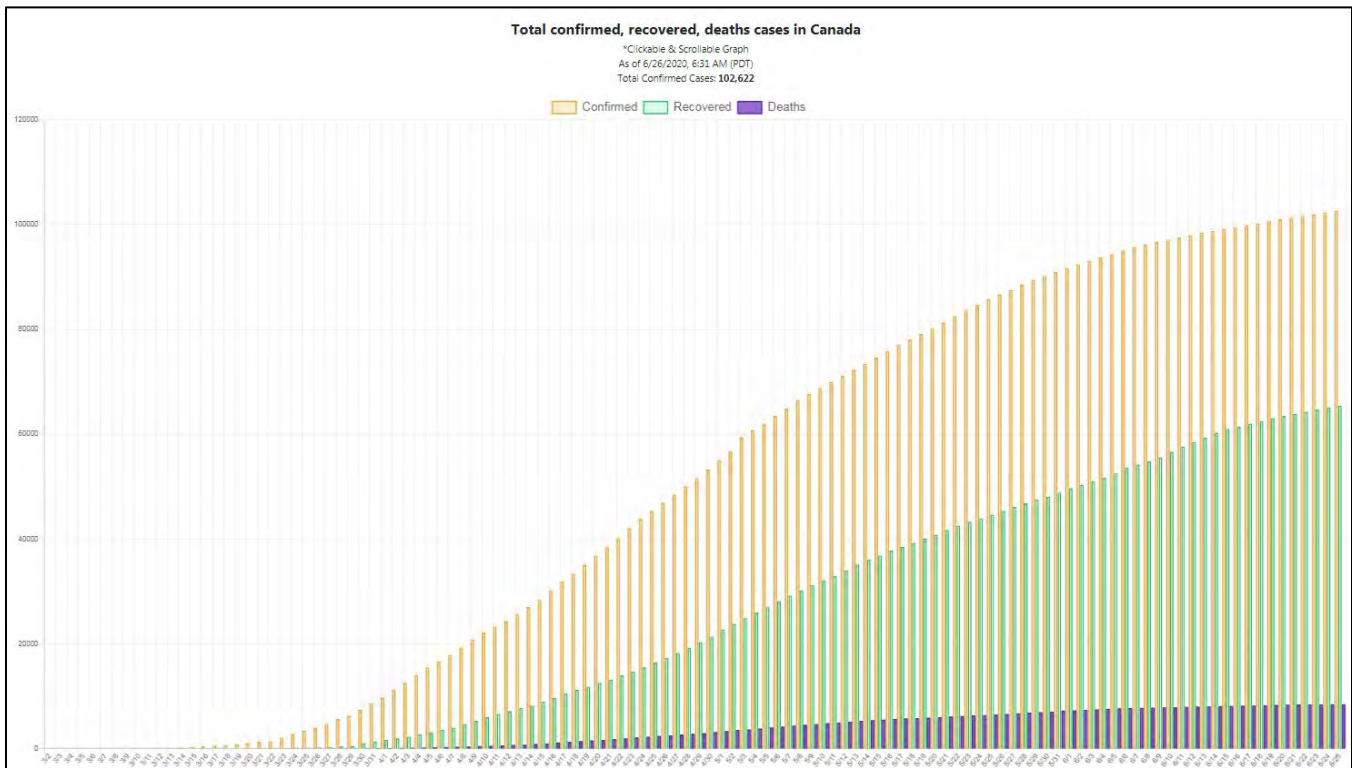
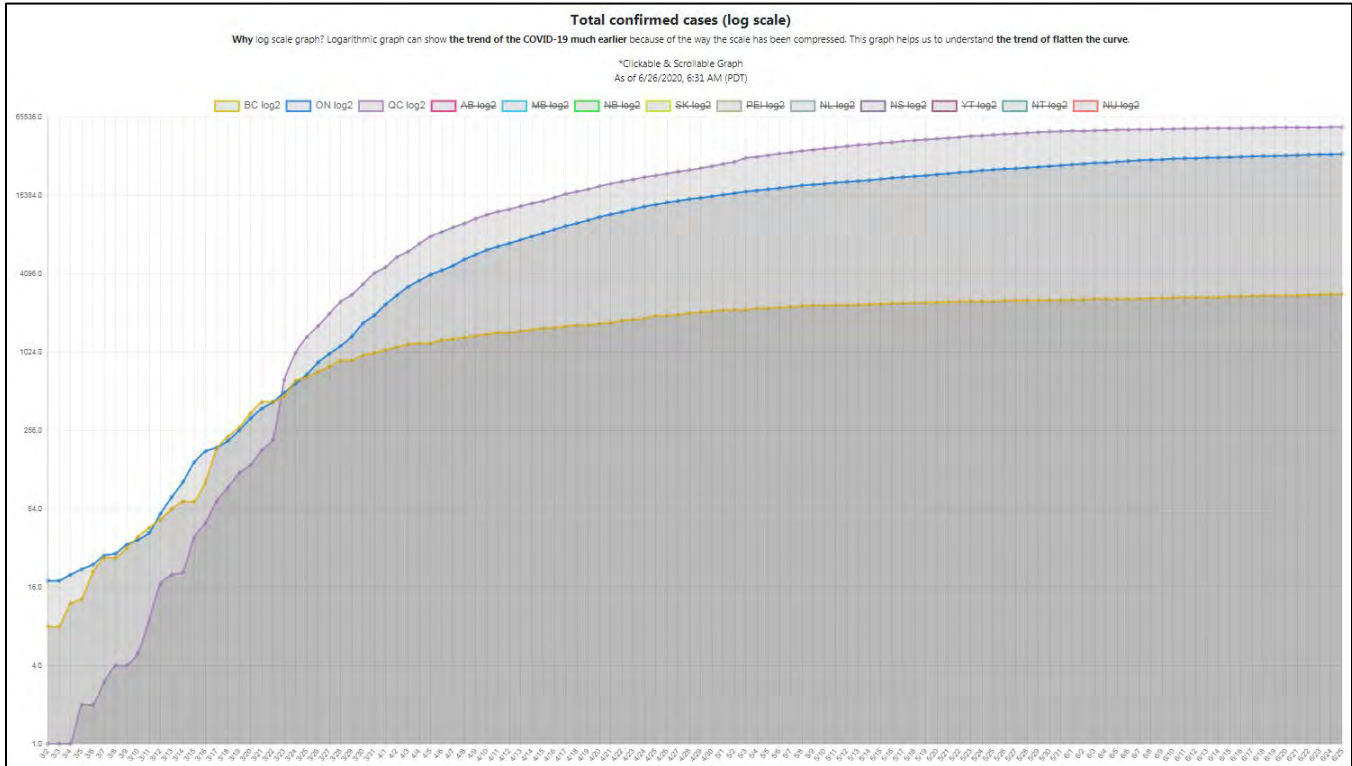
End Report

Please submit feedback to:

Scott McGregor, CD, BCom
Intelligence Manager
Paladin Risk Solutions Inc.
C. 604-910-7781 | smcgregor@paladinrisksolutions.com

*Document created by the Open Source & Intelligence (OSINT) department at PRSI.
Special thanks to MG, Senior OSINT Analyst and Investigator.*

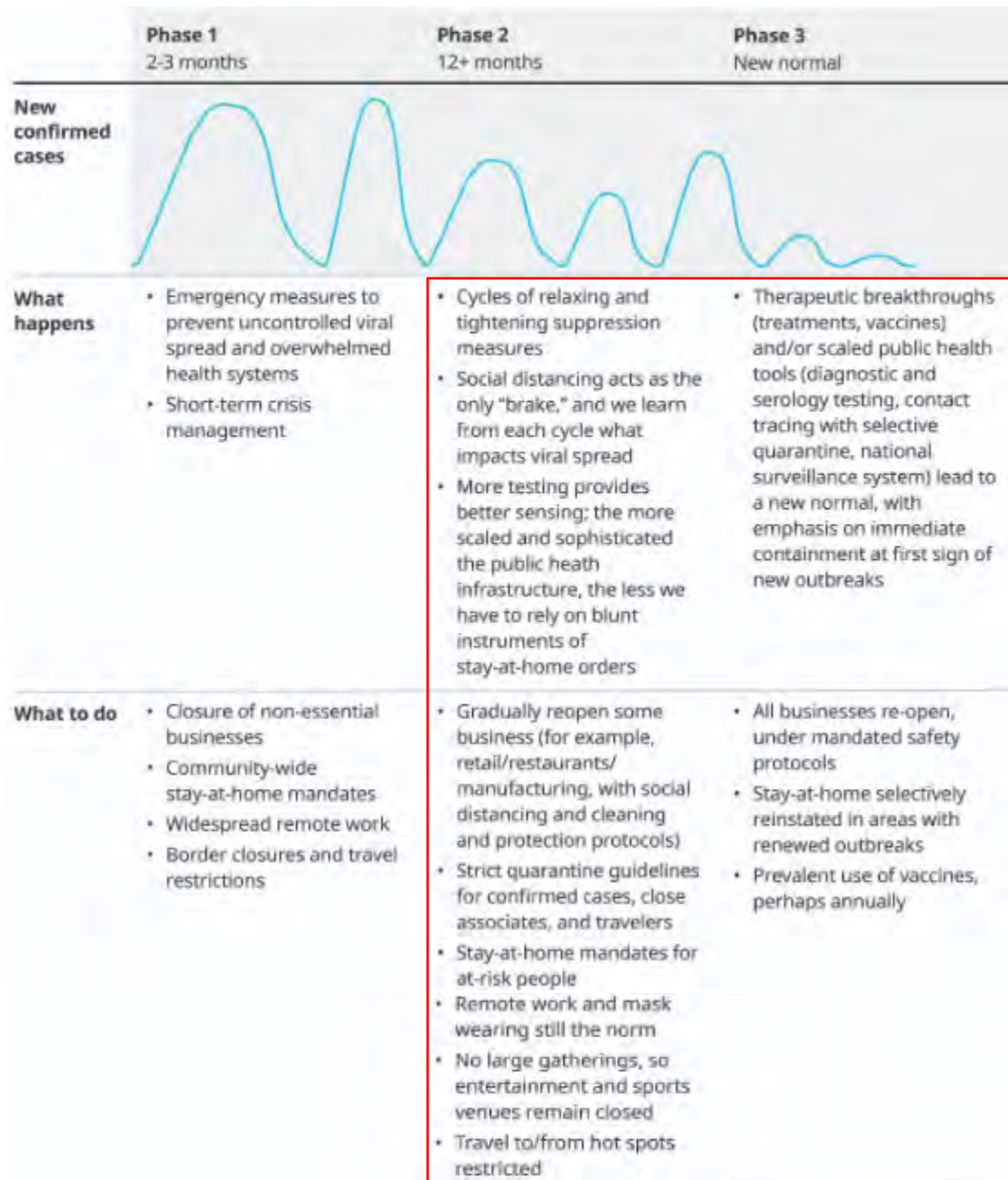
13. APPENDIX A – Canadian Tracking Information



Source: <https://www.covid-19canada.com/graphs>



14. APPENDIX B – Phase 1 to 3: Progression on Managing COVID-19 Pandemic



Source: <https://www.oliverwyman.com/our-expertise/insights/2020/apr/getting-back-to-work-responsibly.html>